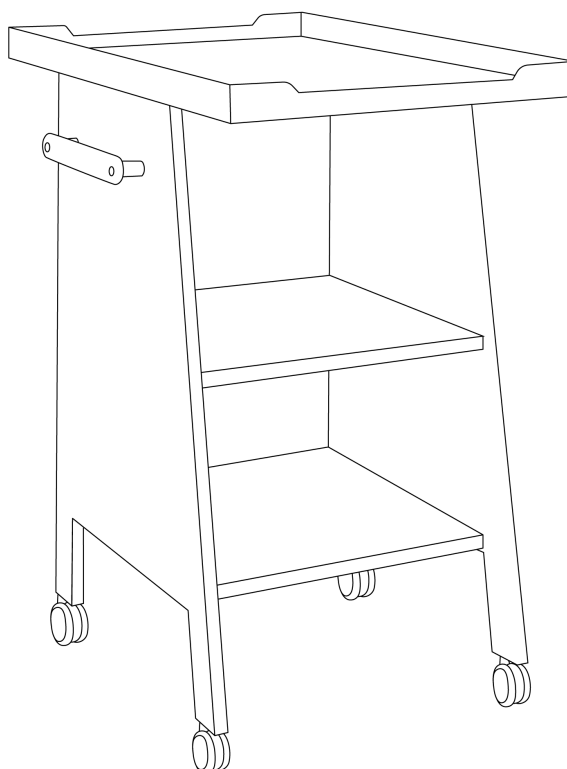


ISTRUZIONI PER MOBILE FASCIATOIO DBDI8608

ASSEMBLY INSTRUCTIONS FOR CHANGING TABLE DBDI8608



**IMPORTANTE! LEGGERE ATTENTAMENTE LE ISTRUZIONI
E CONSERVARE PER UN UTILIZZO FUTURO**

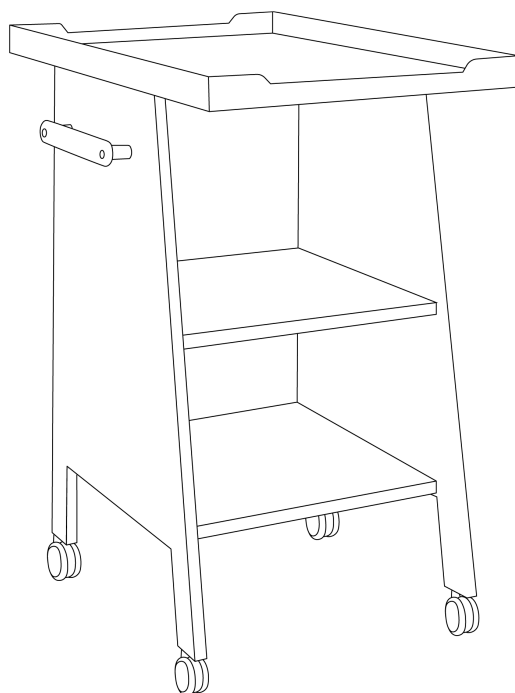
**WARNING! READ THIS INSTRUCTIONS SHEET CAREFULLY
AND KEEP IT FOR FUTURE REFERENCE**

IMPORTANTE

NON LASCIARE MAI IL BAMBINO INCUSTODITO SUL MOBILE!!

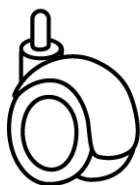
WARNING

DON'T LEAVE THE BABY UNATTENDED ON THE CHANGING TABLE!!




COMPONENTI PER IL FISSAGGIO

FIXING COMPONENTS



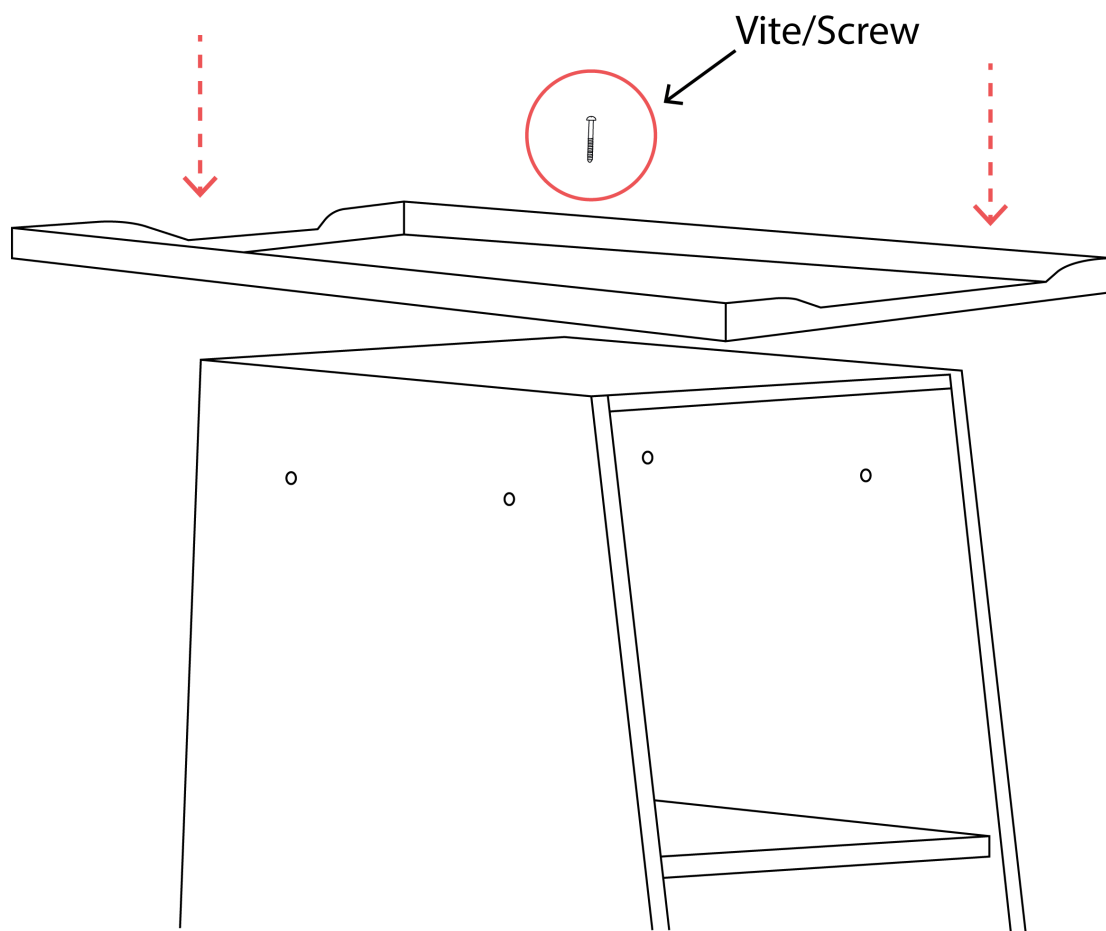
RUOTE
WHEELS



VITI
SCREWS

1

MONTAGGIO PIANO FASCIATOIO / TABLE INSTALLATION



ATTENZIONE!

BLOCCARE LA VITE SUPERIORE PRIMA DI UTILIZZARE QUESTO PRODOTTO.
CONTROLLARE CHE IL PIANO SIA STABILE.

IL MONTAGGIO ERRATO DEL PIANO PUÒ PORTARE ALLA SUA INSTABILITÀ E A
CONSEQUENTI LESIONI.

NON LASCIARE MAI IL BAMBINO INCUSTODITO.

WARNING!

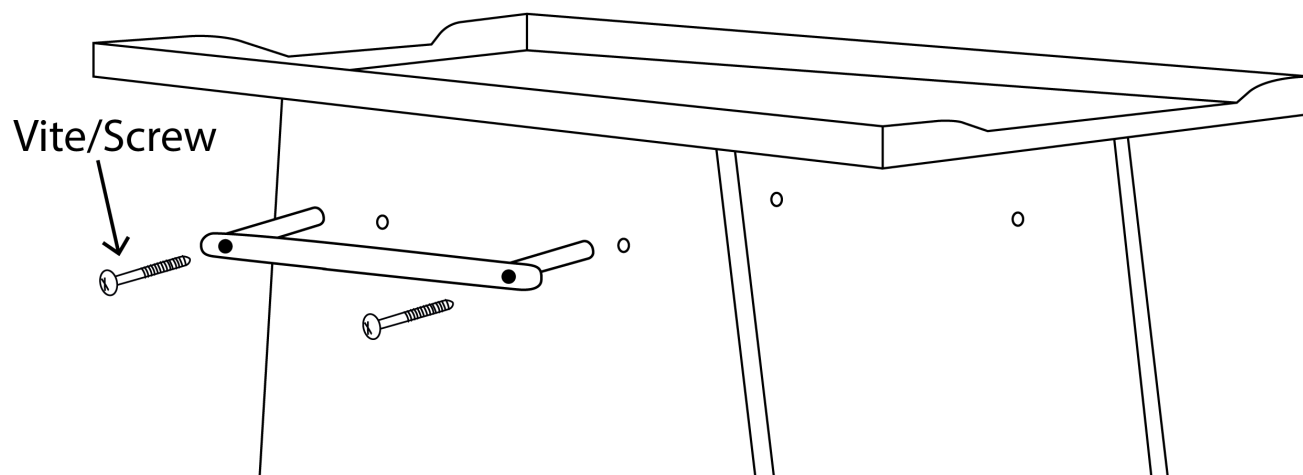
TIGHTEN THE UPPER SCREW BEFORE USING PRODUCT. CHECK THAT THE TABLE IS
STABLE.

IMPROPER INSTALLATION OF THE TABLE CAN LEAD TO INSTABILITY OF IT AND
CONSEQUENT INJURIES.

NEVER LEAVE THE CHILD UNATTENDEND.

2

MONTAGGIO MANIGLIA / HANDLE INSTALLATION



3

MONTAGGIO RUOTE / WHEELS INSTALLATION

